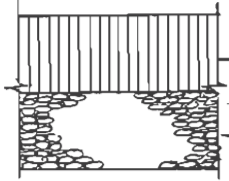
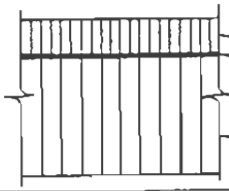
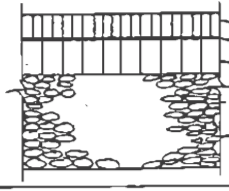
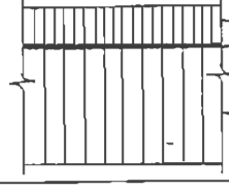
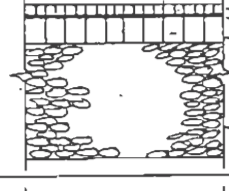

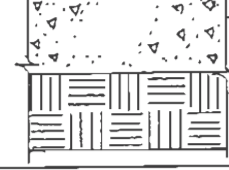
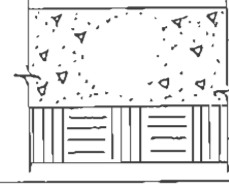




TYPE 1	BIKE/JOGGING PATHS		4" SINGLE COURSE BITUMINOUS CONCRETE (SN BAND) 4" GRAVEL SHA GA S/B ASTM D-2940 OR FIRM SUBGRADE*
TYPE 2	PLAY AREAS & MISC. LIGHT DUTY SHOULDERS		1 1/2" SURFACE COURSE TACK COAT (RC-70)** 3" BASE COURSE (BC BAND)
TYPE 3	LIGHT DUTY ROADS & SHOULDERS		1 1/2" SURFACE COURSE BITUMINOUS CONCRETE (SN BAND) TACK COAT (RC-70)** 2 1/2" BINDER COURSE BITUMINOUS CONCRETE (BI BAND) 6" STABILIZED AGGREGATE BASE COURSE SHA GA S/B ASTM D-2940
TYPE 4	LIGHT DUTY ROADS		1 1/2" SURFACE COURSE BITUMINOUS CONCRETE (SN BAND) TACK COAT (RC-70)** 5" BINDER COURSE BITUMINOUS CONCRETE (BC BAND)
TYPE 5	HEAVY DUTY ROADS		1 1/2" SURFACE COURSE BITUMINOUS CONCRETE (SN BAND) TACK COAT (RC-70)** 3" BINDER COURSE BITUMINOUS CONCRETE (BI BAND) 10" STABILIZED AGGREGATE BASE COURSE SHA GA S/B ASTM D-2940
TYPE 6	HEAVY DUTY ROADS		2" SURFACE COURSE BITUMINOUS CONCRETE (SN BAND) TACK COAT (RC-70)** 6" BINDER COURSE BITUMINOUS CONCRETE (BC BAND)
TYPE 7	SIDEWALKS		4" 3000 p.s.i. AIR ENTRAINED CONCRETE COMPACTED EARTH SUB-GRADE** OR 4" AGGREGATE BASE COURSE (SHA GB S/B ASTM D-2940)
TYPE 8	SIDEWALKS AT DRIVEWAY ENTRANCES		6" 3000 p.s.i. AIR ENTRAINED CONCRETE COMPACTED EARTH SUB-GRADE** OR 4" AGGREGATE BASE COURSE (SHA GB S/B ASTM D-2940)
TYPE 9	SIDEWALKS AT HEAVY TRAFFIC DRIVEWAY ENTRANCES		8" 3000 p.s.i. AIR ENTRAINED CONCRETE WELDED WIRE FABRIC 6 X 6 - W3 X W3 COMPACTED EARTH SUB-GRADE** OR 4" AGGREGATE BASE COURSE (SHA GB S/B ASTM D-2940)

\* - 2" ASPHALT MAY BE SUBSTITUTED FOR 4" GRAVEL WITH APPROVAL OF ENGINEER.  
 \*\* - TO BE USED ONLY AS DIRECTED BY ENGINEER.

CITY OF ANNAPOLIS, MARYLAND DEPARTMENT OF PUBLIC WORKS APPROVED:  DATE: _____	STANDARD ROAD & STREET DETAILS	REVISIONS
	PAVEMENT SECTIONS	
	JUL 21 1968	
		R 2.0